



Instituut voor de Aanmoediging van Innovatie
door Wetenschap en Technologie in Vlaanderen



**Samenwerkingsverband tussen IWT Vlaanderen en
het Departement Economie, Wetenschap en Innovatie van de Vlaamse Overheid**

Overzicht deelname van Belgische organisaties in het NMP-programma (**update**)

'Factories of the Future' Public Private Partnership –Manufuture België
informeert, Agoria, Brussel, 2009/06/22

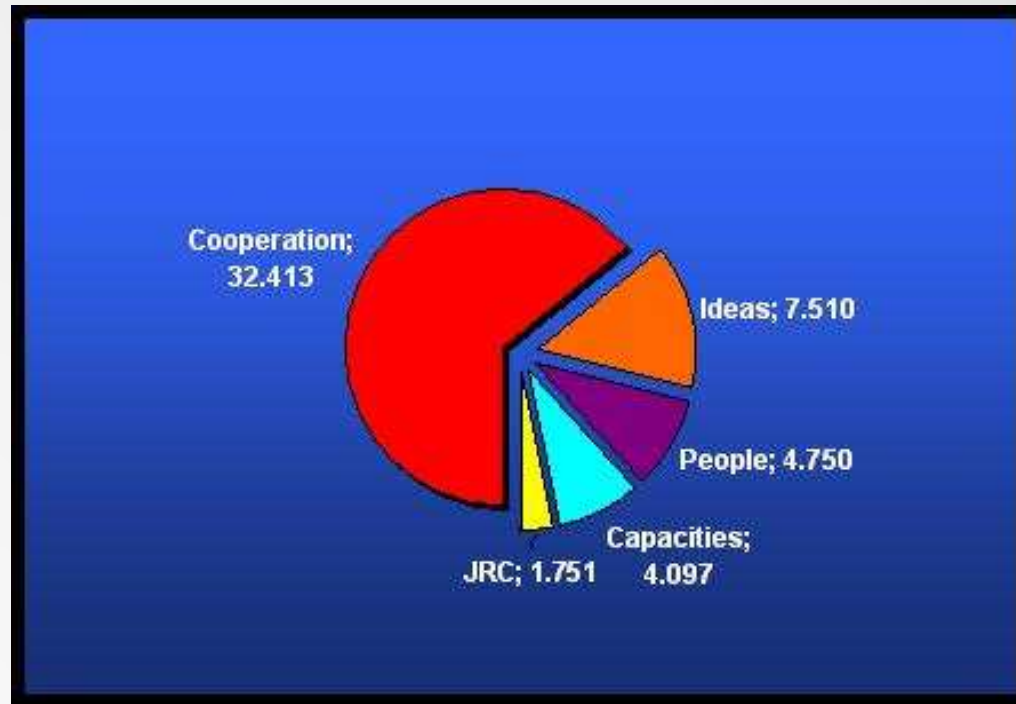
Luc de Ridder
NCP NMP
IWT
ldr@iwt.be

outline

- NMP in FP7
- Belgium in FP7 (preliminary results)
- NMP call 2008
- Belgium in NMP call 2008
- NMP call 2009
- Belgium in NMP call 2009

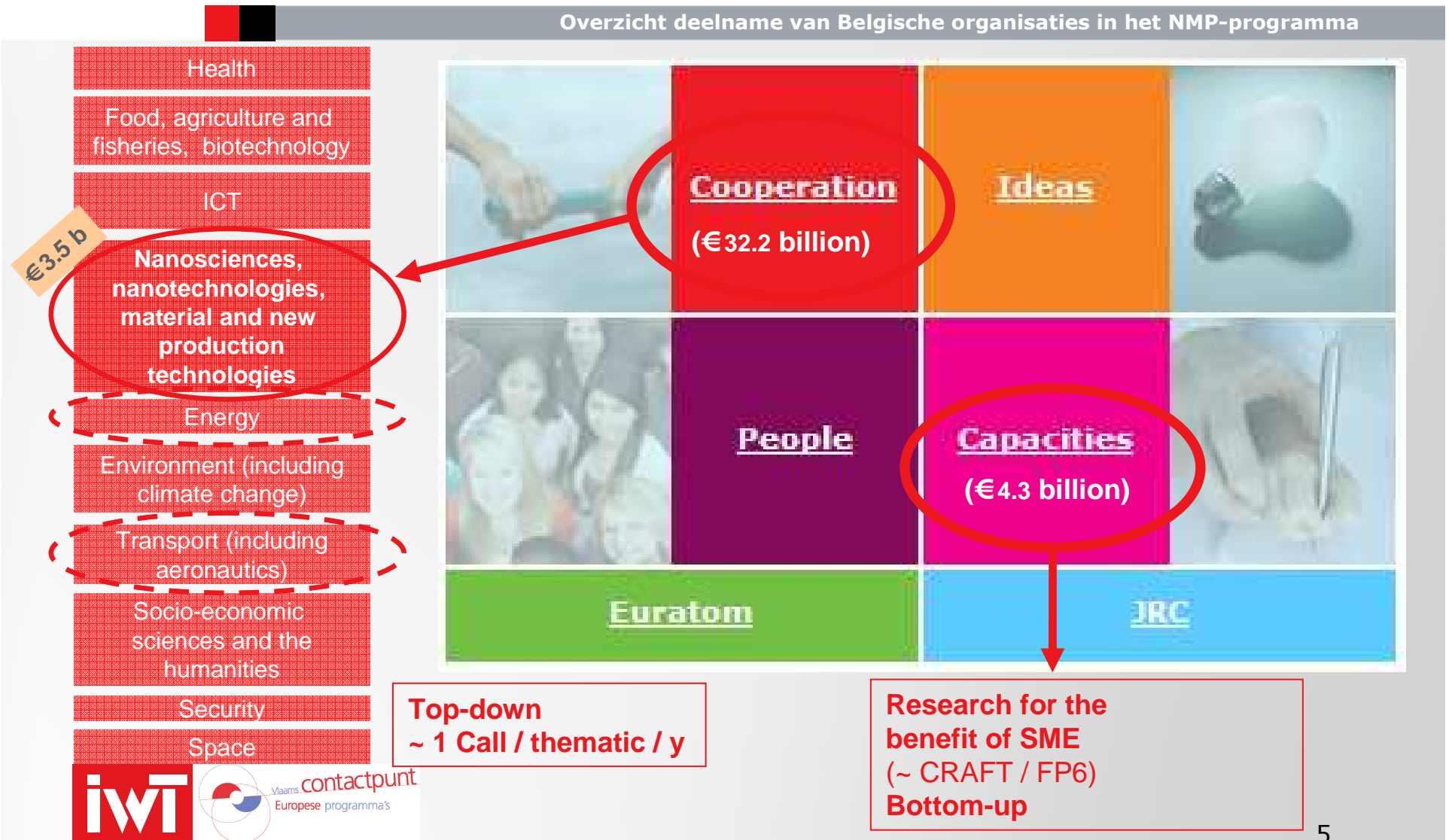
FP7: about 50 bEUR funding (2007-2013)

FP7 budget breakdown in MEUR
(EURATOM FP budget of 2.7 bEUR over 5 years not included)



NMP in FP7

Overzicht deelname van Belgische organisaties in het NMP-programma



Belgium in FP7: dataset

On the progress made under the 7th European Framework Programme for Research, EC 2008/04/30

This report is based on statistical data on 110 calls for proposals concluded[1] at the time of data extraction (2009/02/25), of which 97 were one-stage calls. These calls attracted 37.698 applications for funding, about two thirds (24.902) of which were submitted to one-stage calls.

Much of the analysis of participation patterns and success rates in this report is based on the dataset of "included proposals". This dataset excludes:

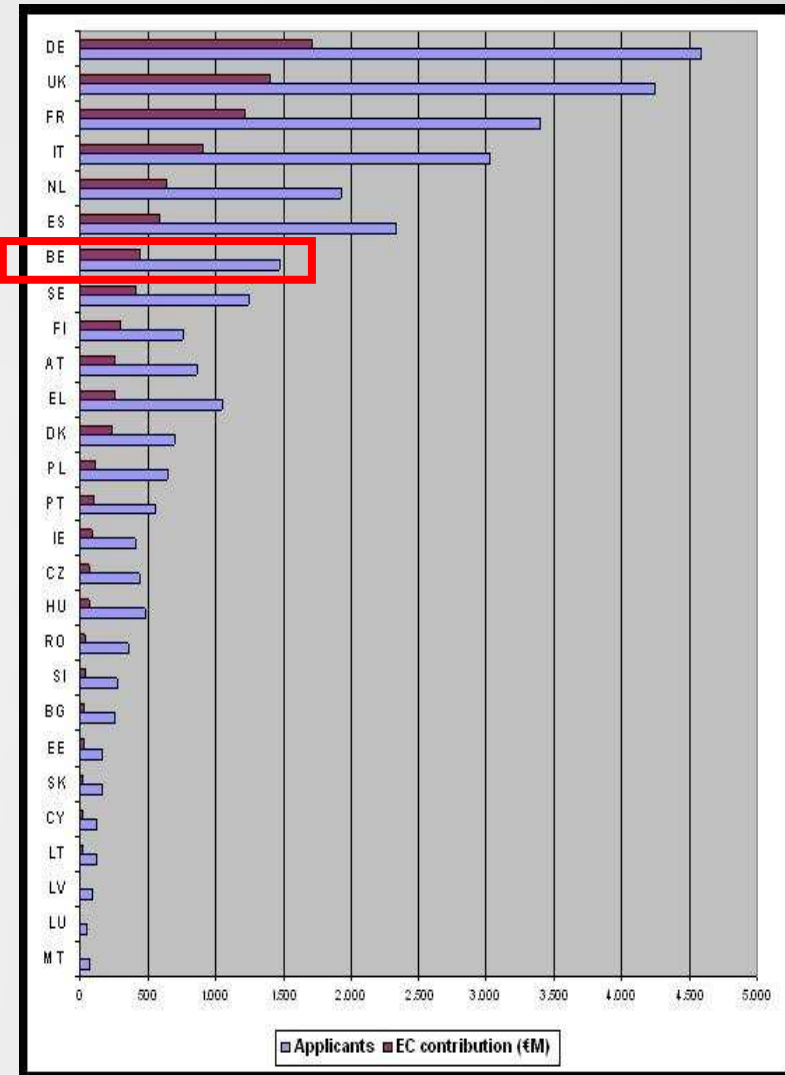
- ineligible proposals, i.e. submitted proposals that do not fulfil the formal eligibility criteria set by the respective calls for proposals;
- duplicates as well as proposals that are withdrawn by the project coordinators;
- in the case of two-stage calls, all eligible first stage proposals.

[1] "Concluded" means that data on the evaluation and selection outcome are available and have already been communicated to the respective FP7 Programme Committees.

Belgium in FP7: number of successful applicants and requested EC contribution in MEUR

Overzicht deelname van Belgische organisaties in het NMP-programma

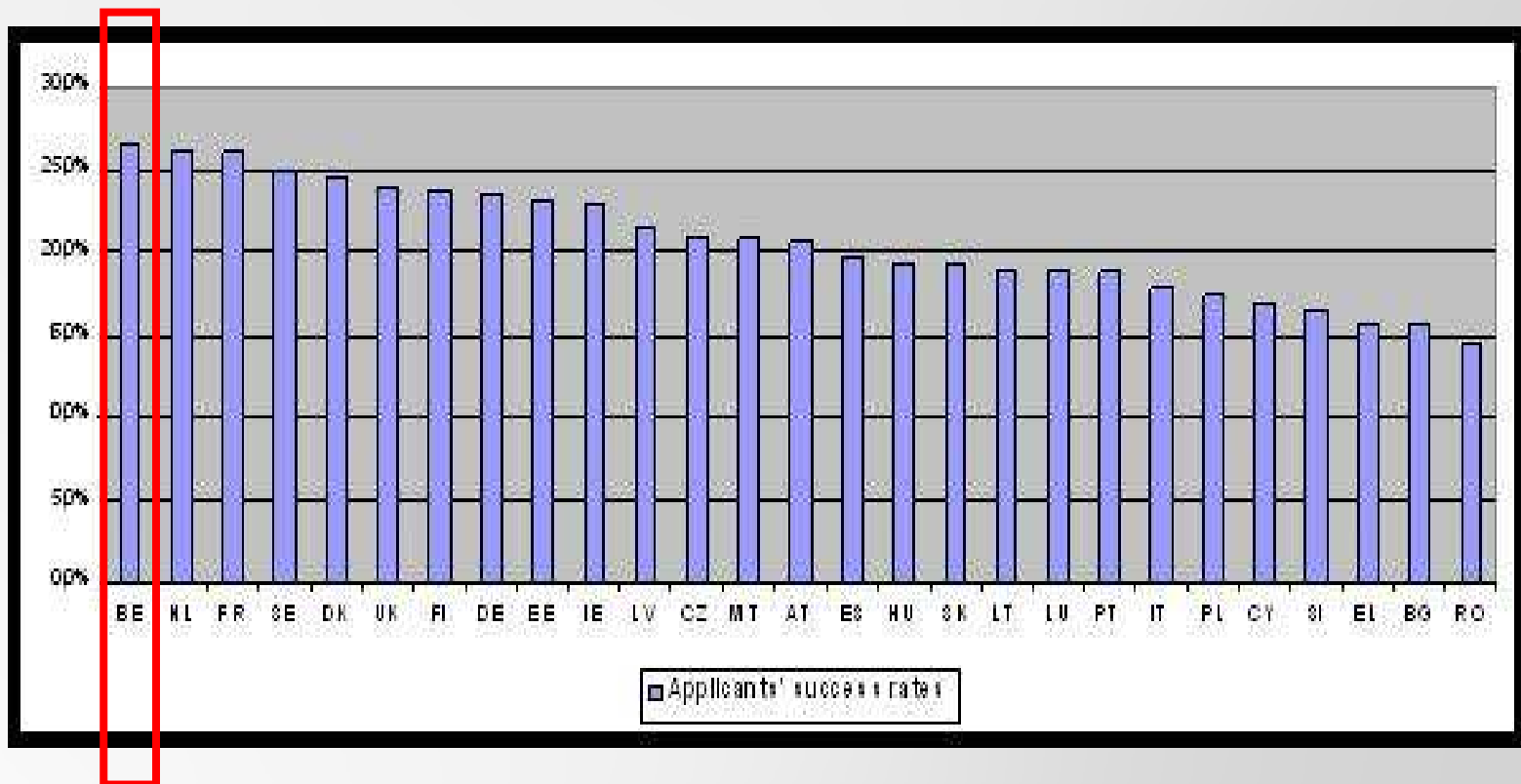
Number of successful applicants and requested EC contribution in MEUR by Member State in retained proposals



Belgium in FP7: success rates

Overzicht deelname van Belgische organisaties in het NMP-programma

Success rates of applicants by Member State

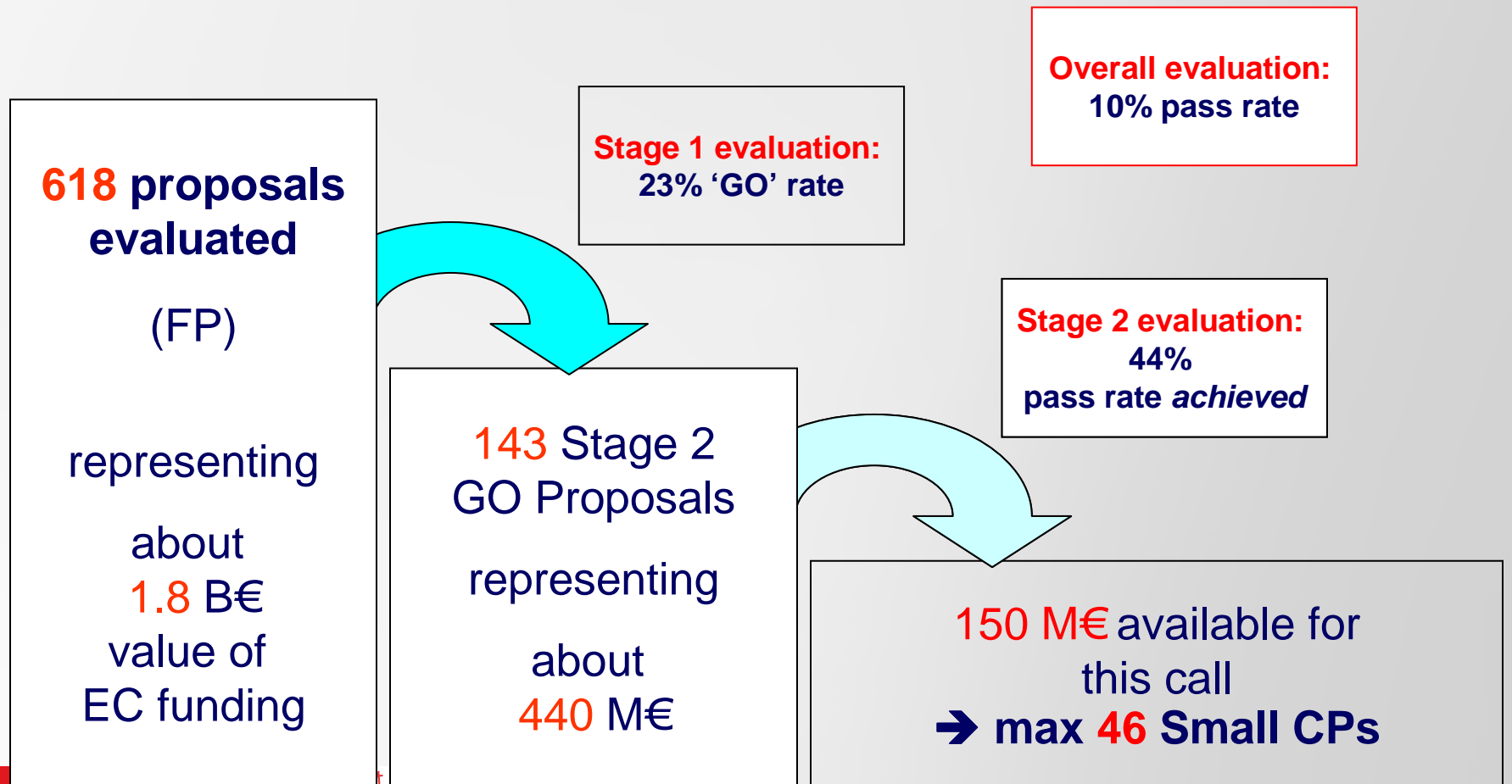


NMP call 2008

Overzicht deelname van Belgische organisaties in het NMP-programma

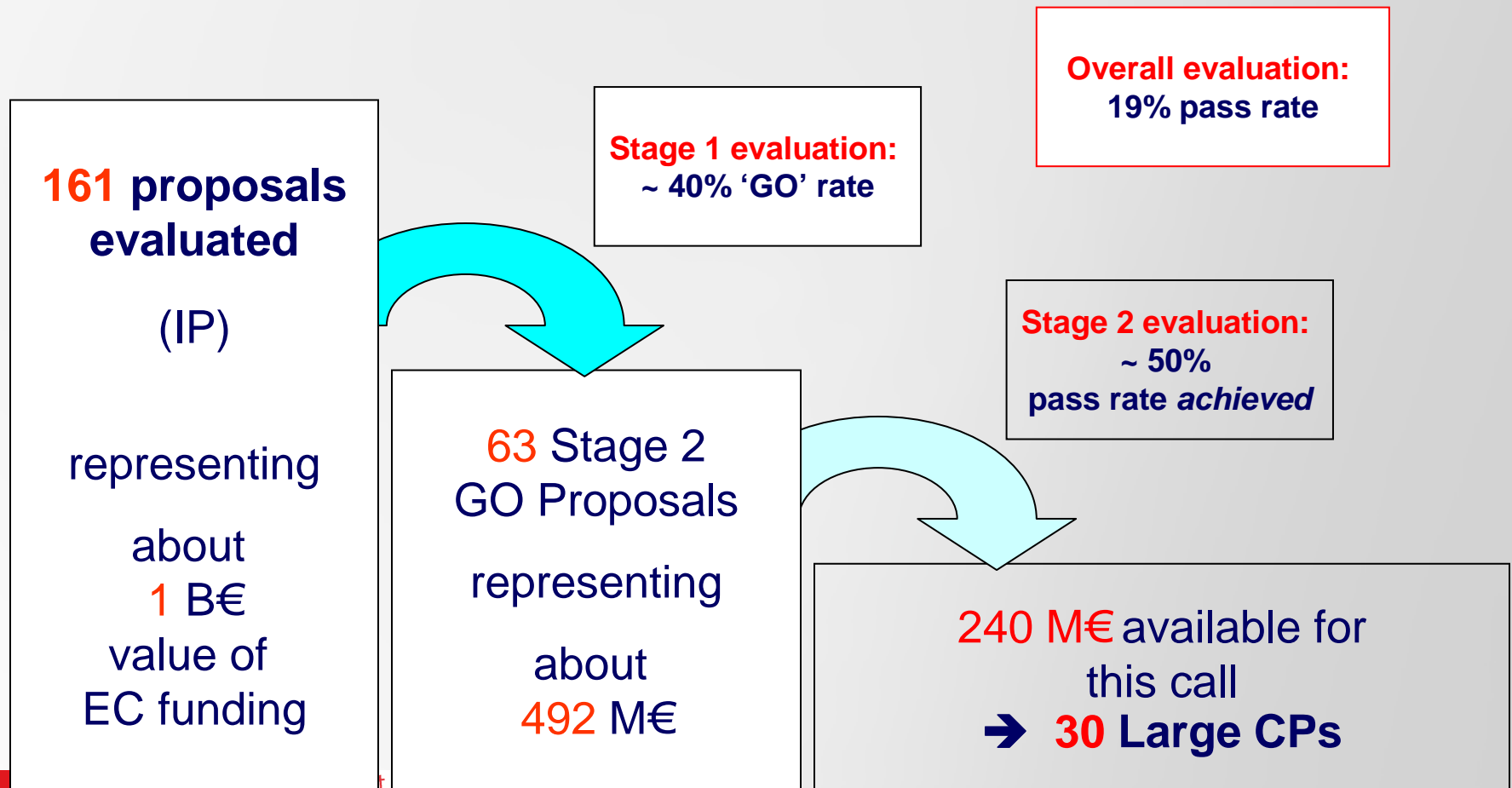
| | |
|-----------------------------|-------------------------|
| FP7-NMP-2008-ENERGY-1 | Stages 1 & 2 |
| FP7-NMP-2008-LARGE-2 | Stages 1 & 2 |
| FP7-NMP-2008-SMALL-2 | Stages 1 & 2 |
| FP7-NMP-2008-SME-2 | Stages 1 & 2 |
| FP7-NMP-2008-ENV-2 | Single stage |
| FP7-NMP-2008-CSA-2 | Single stage |
| FP7-NMP-2008-EU-India-2 | Single stage |

NMP call 2008: SMALL CPs



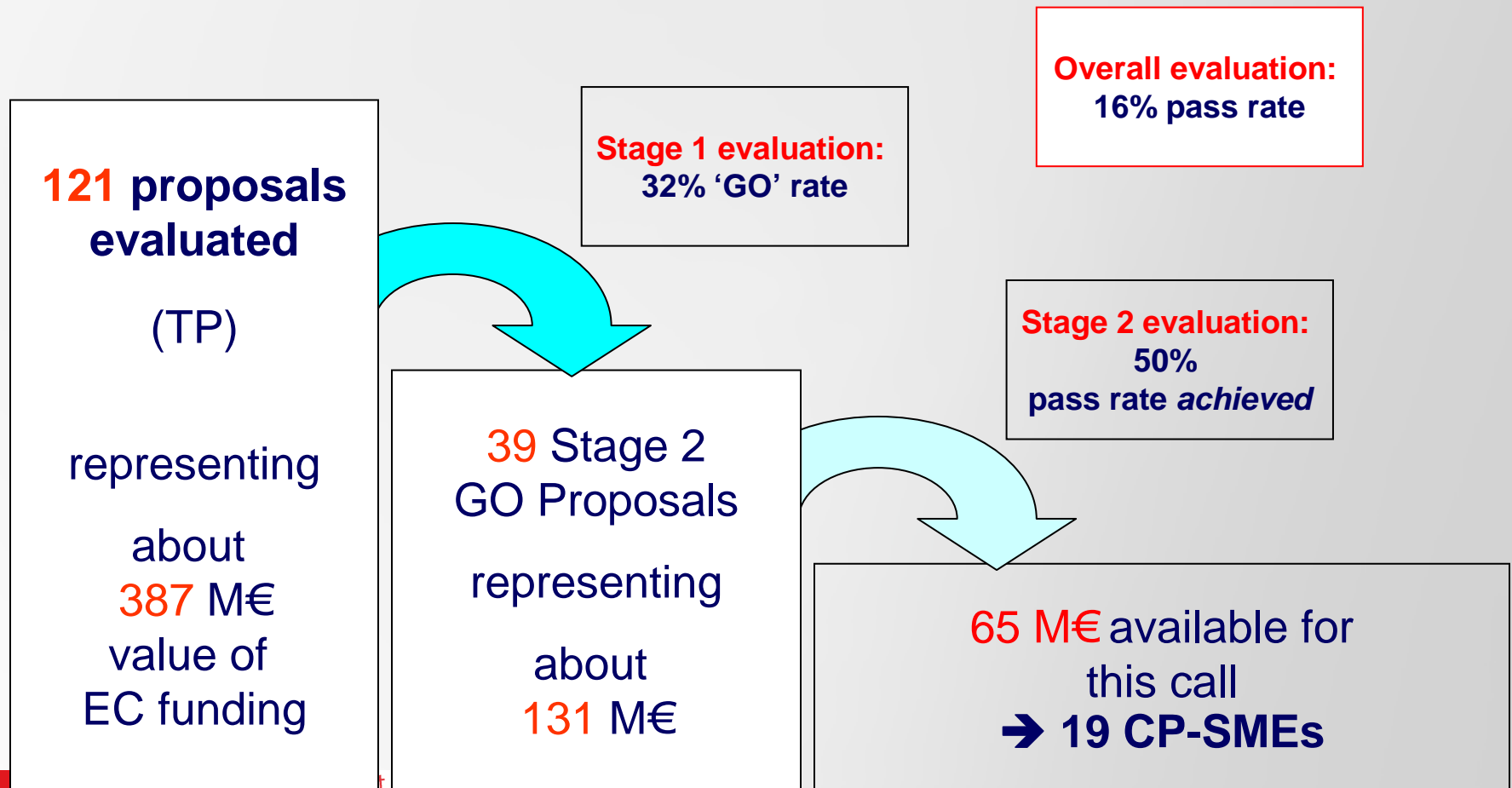
NMP call 2008: LARGE CPs

Overzicht deelname van Belgische organisaties in het NMP-programma



NMP call 2008: SME CPs

Overzicht deelname van Belgische organisaties in het NMP-programma



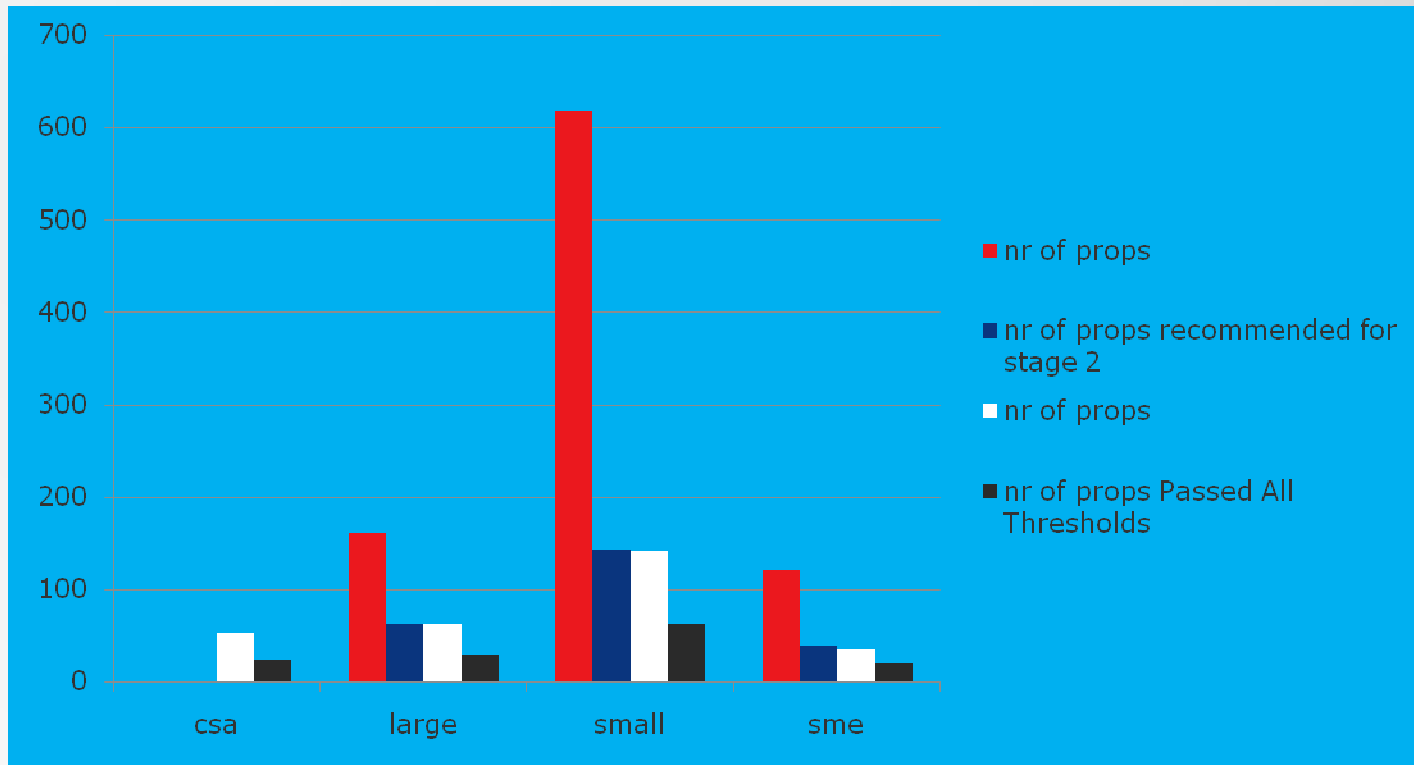
NMP call 2008: 2 stage summary

Overzicht deelname van Belgische organisaties in het NMP-programma

| | <i>SMALL-2</i> | <i>LARGE-2</i> | <i>SME-2</i> |
|-----------------|-----------------------|-----------------------|---------------------|
| Budget | 150 M€ | 240 M€ | 65 M€ |
| Stage 1 | 616 | 161 | 121 |
| GO | 143 | 63 | 39 |
| Stage 2 | 141 | 60 | 38 |
| Above Threshold | 62 | 30 | 19 |
| AT Requested | 206 M€ | 245 M€ | 70 M€ |
| AT Recommended | 195 M€ | 229 M€ | 63 M€ |
| Reserve | 16 (?) | - | - |
| Below Threshold | 79 | 30 | 19 |

Belgium in NMP call 2008 (1): all proposals

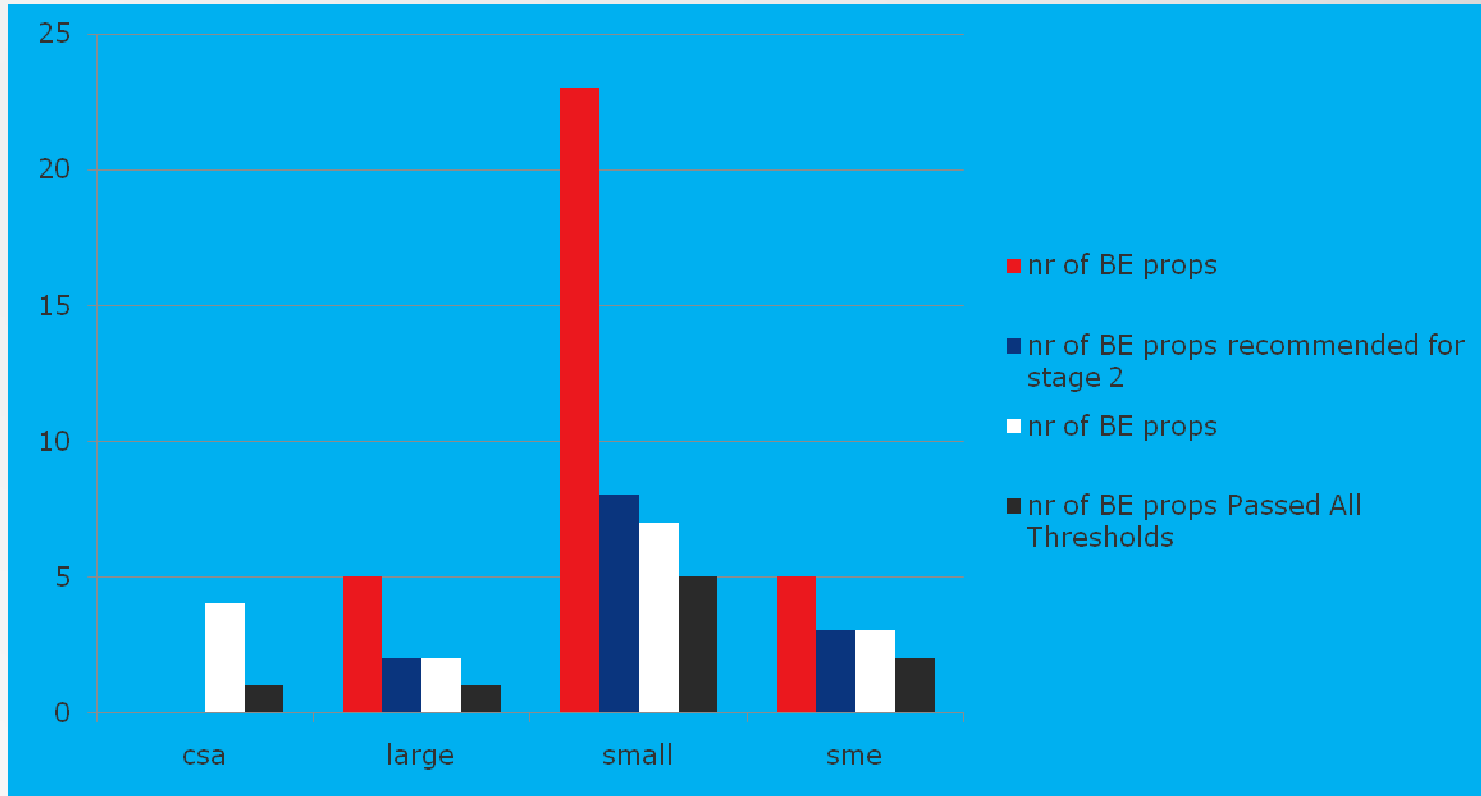
Overzicht deelname van Belgische organisaties in het NMP-programma



Success rate: 44% 18% 10% 16%

Belgium in NMP call 2008 (2): Belgian proposals

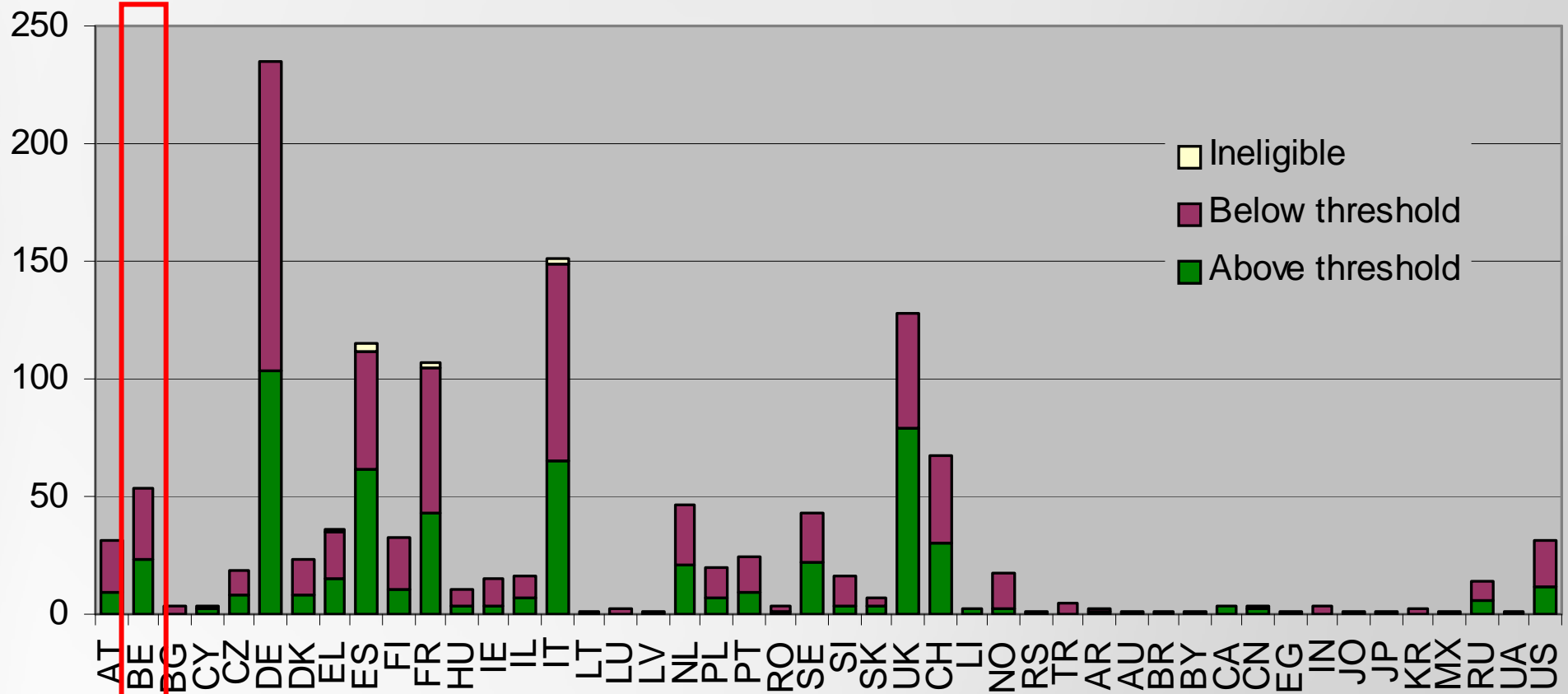
Overzicht deelname van Belgische organisaties in het NMP-programma



Success rate: 25% 20% 22% 40%

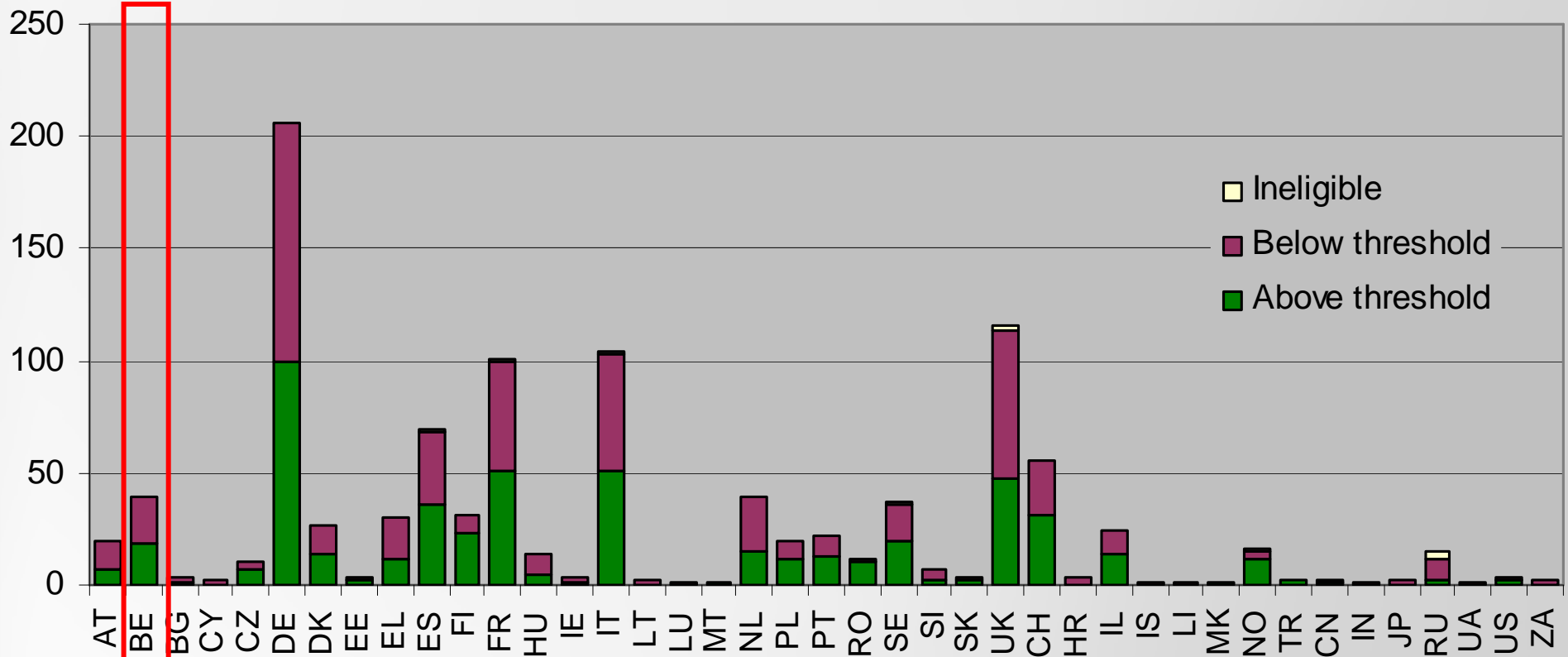
Belgium in NMP call 2008 (4): *SMALL-2 Participants*

Overzicht deelname van Belgische organisaties in het NMP-programma

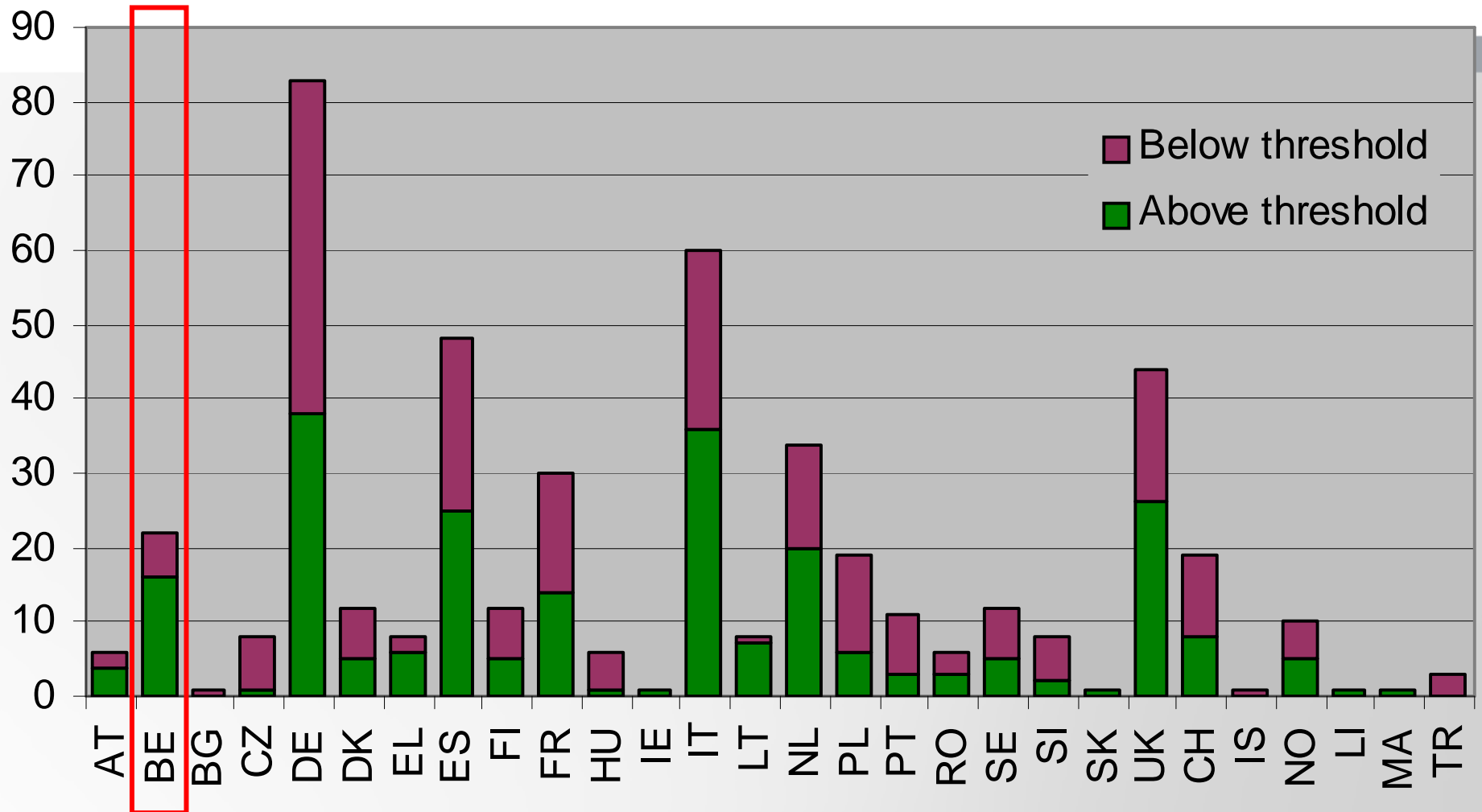


Belgium in NMP call 2008 (3): *LARGE-2 Participants*

Overzicht deelname van Belgische organisaties in het NMP-programma



Belgium in NMP call 2008 (5): *SME-2 Participants*



NMP call 2009: main features (1)

- NMP addresses all industrial sectors
- Stimulates strong participation of SMEs
- Promotes a multi-disciplinary approach
- Favours cooperation across the supply chain
- Two stage proposal submission (except CSA)
- Budget allocation by call (not by Activity/Area)
- Yearly updated work programme

NMP call 2009: main features (2)

Four activities:

Nanosciences and nanotechnologies

Materials

New production

Integration of technologies for industrial applications

NMP call 2009: deadlines

Collaborative projects (two- stage process)

Closure date of First Stage: 17 FEB 2009, 17.00 (Bxl time)

10 page proposal: S&T content + expected impact

2 pages: consortium + estimated financial resources

Closure for Second Stage: 22 JUL 2009, 17.00 (Bxl time)

Coord. Call with Russia / CSA

31 MAR 2009, 17.00 (Bxl time)– single stage

Joint Call with Environment

31 MAR 2009, 17.00 (Bxl time) – single stage

Joint Call Biorefineries

2 DEC 2008 / 5 MAY 2009

Belgium in NMP call 2009

Overzicht deelname van Belgische organisaties in het NMP-programma

| call | nr of props | BE coordinators | BE recomm. for stage 2 |
|----------------------|-------------|-----------------|------------------------|
| fp7-nmp-2009-large-3 | 150 | 6 | 3 |
| fp7-nmp-2009-small-3 | 354 | 8 | 0 |
| fp7-nmp-2009-sme-3 | 104 | 2 | 1 |



Instituut voor de Aanmoediging van Innovatie
door Wetenschap en Technologie in Vlaanderen

IWT - NCP

Bischoffsheimlaan 25

B-1000 Brussel

Tel.: +32 (0)2 788 15 67

Fax: +32 (0)2 223 11 81

E-mail: europrogs@iwt.be

www.europrogs.be